D-Sub Connector
Right Angle Type

■ MATERIAL

Insulator : Polyester
Contact Pin : Copper Alloy

■ SPECIFICATION

Current Rate : 3 AMP
Insulation Resistance : 1000MΩMin. at DC 500V
Contact Resistance : 30mΩMax. at DC 100mA
Operation Temperature : −55°C to +105°C

■ Detail Dimensions

Male

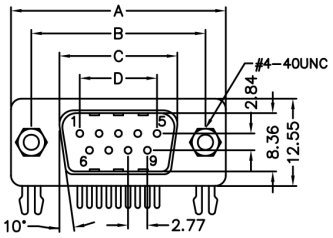

Female

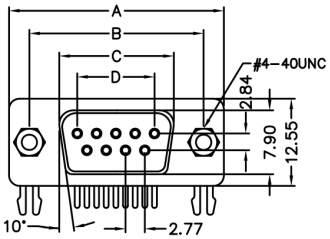

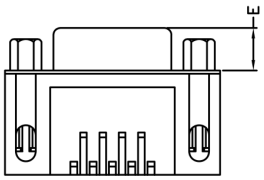

FP 5.08mm

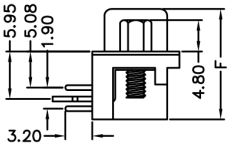

FP 7.2mm

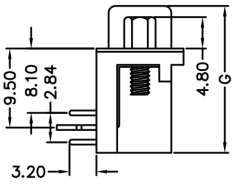

FP 9.4mm

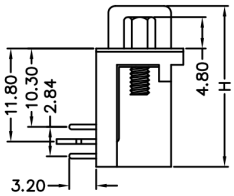

FP 13.84mm

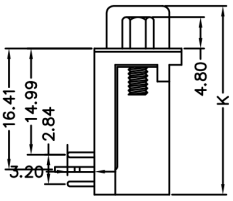

■ Recommended P.C.B Layout

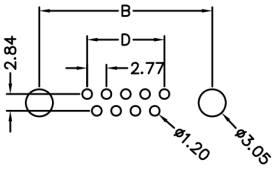

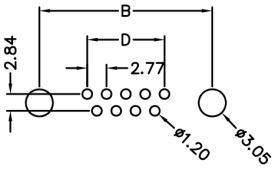

■ Order Information

982-11- x xx x x x
1 2 3 4 5

1. P: Male FP 5.08mm
   S: Female FP 5.08mm
   A: Male FP 7.2mm
   B: Female FP 7.2mm
   E: Male FP 9.4mm
   F: Female FP 9.4mm
   G: Male FP 13.84mm
   H: Female FP 13.84mm
2. No. of contacts
3. 0: Selective gold plating
   1: Gold Flash
4. 1: Jack screw inserted
   2: Rivet
   3: Rivet with jack screw attached
   4: Rivet with jack screw inserted
5. Internal code

Standard Parts
982-11-Pxx012
982-11-Sxx012
982-11-Axx012
982-11-Bxx012
982-11-Exx012
982-11-Fxx012
982-11-Gxx012
982-11-Hxx012

■ Number Of Contacts

Unit: mm

Poles	DIM A	DIM B	DIM C	DIM D	DIM E	DIM F	DIM G	DIM H	DIM K	Poles	DIM A	DIM B	DIM C	DIM D	DIM E	DIM F	DIM G	DIM H	DIM K
9	30.81	24.99	16.92	11.08	6.10	14.70	18.60	20.90	25.30	9	30.81	24.99	16.33	11.08	5.80	14.40	18.30	20.60	25.20
15	39.20	33.30	25.25	19.39	6.10	14.70	18.60	20.90	25.30	15	39.20	33.30	24.70	19.39	5.80	14.40	18.30	20.60	25.20
25	53.05	47.04	38.96	33.24	6.10	14.70	18.60	20.90	25.30	25	53.05	47.04	38.40	33.24	5.80	14.40	18.30	20.60	25.20
37	69.40	63.50	55.42	49.86	6.10	14.70	18.60	20.90	25.30	37	69.40	63.50	54.80	49.86	5.80	14.40	18.30	20.60	25.20